

KOTAK MEDIUM TERM FUND

An open ended medium term debt scheme investing in instruments such that the Macaulay duration of the portfolio is between 3 years and 4 years. A relatively high interest rate risk and relatively high credit risk.

Investment Objective: The investment objective of the scheme is to generate regular income and capital appreciation by investing in a portfolio of medium term debt and money market instruments. There is no assurance or guarantee that the investment objective of the scheme will be achieved.

Maturity			Volatility
Short	Medium	Long	
			Low
			Medium
			High

Fund Manager*: Mr. Deepak Agrawal & Mr. Vihag Mishra

AAUM: ₹1,997.09 crs

AUM: ₹2,007.48 crs

Benchmark: CRISIL Medium Duration Debt A-III Index

Allotment Date: March 21, 2014

Folio Count: 11,793

Minimum Investment Amount

Initial & Additional Investment

- ₹100 and any amount thereafter

Systematic Investment Plan (SIP)

- ₹100 and any amount thereafter

Ideal Investments Horizon

- 2.5 years & above

Net Asset Value (NAV)

	Regular	Direct
Growth	₹23.8758	₹26.7078
IDCW	₹14.6547	₹26.7103

(as on February 27, 2026)

Debt Quant & Ratios

Average Maturity	4.53 yrs
Modified Duration	3.07 yrs
Macaulay Duration	3.23 yrs
Annualised YTM*	8.09%
⁵ Standard Deviation	1.64%

*in case of semi annual YTM, it will be annualized. Source: ¹ICRA MFI Explorer.

Total Expense Ratio**

Regular Plan: 1.63%
Direct Plan: 0.67%

Available Plans/Options

A)Regular Plan B)Direct Plan

Options: Payout of IDCW, Reinvestment of IDCW & Growth (applicable for all plans)

IDCW Frequency

At discretion of trustees

Load Structure

Entry Load: Nil. (applicable for all plans)

Exit Load: Nil.

Data as on 28th February, 2026 unless otherwise specified.

Folio Count data as on 31st January 2026.

PRC Matrix

Potential Risk Class			
Credit Risk → Interest Rate Risk ↓	Relatively Low (Class A)	Moderate (Class B)	Relatively High (Class C)
Relatively Low			
Moderate			
Relatively High			C-III

PORTFOLIO

Issuer/Instrument	Rating	% to Net Assets
Equity & Equity related		
Embassy Office Parks REIT(*)	Realty	4.23
BROOKFIELD INDIA REAL ESTATE TRUST(*)	Realty	2.30
NEXUS SELECT TRUST REIT(*)	Realty	0.57
Equity & Equity related - Total		7.10
Debt Instruments		
Debentures and Bonds		
Government Dated Securities		
6.98% Gujarat State Govt-Gujarat	SOV	2.48
7.19% Tamil Nadu State Govt-Tamil Nadu	SOV	1.99
7.09% Central Government	SOV	1.45
6.90% Central Government	SOV	1.40
7.49% Karnataka State Govt-Karnataka	SOV	1.26
6.48% Central Government	SOV	1.23
7.18% Maharashtra State Govt-Maharashtra	SOV	0.83
7.24% Central Government	SOV	0.25
6.53% Tamil Nadu State Govt-Tamil Nadu	SOV	0.14
Government Dated Securities - Total		11.03
Public Sector Undertakings		
Power Finance Corporation Ltd.	CRISIL AAA	2.53
U P Power Corporation Ltd (Guaranteed By UP State Government)	CRISIL A+(CE)	2.44
REC LTD	CRISIL AAA	0.10
Public Sector Undertakings - Total		5.07
Corporate Debt/Financial Institutions		
JTPM METAL TRADERS PVT LTD	CRISIL AA	5.19
L&T METRO RAIL (HYDERABAD) LTD (Axis Trusteeship services Ltd . Guaranteed by Larsen & Toubro Limited.) (^)	CRISIL AAA(CE)	5.01
GODREJ SEEDS AND GENETICS LTD.	CRISIL AA	4.96
BAMBOO HOTEL AND GLOBAL CENTRE (DELHI) PRIVATE LTD	ICRA A+(CE)	4.52
ADANI POWER LTD	CRISIL AA	4.47
Tata Steel Ltd.	CARE AA+	3.78
AADHAR HOUSING FINANCE LIMITED	ICRA AA	3.28
PIPELINE INFRASTRUCTURE LIMITED	CRISIL AAA	3.19
TORRENT PHARMACEUTICALS LTD.	ICRA AA+	3.11
ADITYA BIRLA RENEWABLES LIMITED	CRISIL AA	3.01
ADITYA BIRLA REAL ESTATE LTD (^)	CRISIL AA	2.77
INDIGRID INFRASTRUCTURE TRUST	CRISIL AAA	2.53
GODREJ PROPERTIES LIMITED	ICRA AA+	2.53
EMBASSY OFFICE PARKS REIT(*)	CRISIL AAA	2.53
VEDANTA LTD. (Axis Trustee Services Ltd.)	CRISIL AA	2.51
VEDANTA LTD.	ICRA AA	2.51
JM FINANCIAL CREDIT SOLUTIONS LTD.	ICRA AA	2.49
JM FINANCIAL ASSET RECONSTRUCTION CO. PVT. LTD	CRISIL AA-	2.14
PTC SIDDHIVINAYAK SECURITISATION TRUST 28/09/2030(SIDDHIVINAYAK TRUST)	CRISIL AAA(SO)	1.99
PTC SHIVSHAKTI SECURITISATION TRUST 28/09/2029(SHIVSHAKTI TRUST)	CRISIL AAA(SO)	1.74
MUTHOOT FINANCE LTD.	CRISIL AA+	1.28
Bahadur Chand Investments Private Limited	ICRA AA+	1.26
PIRAMAL FINANCE LTD	CARE AA	1.25
PTC SANSAR TRUST (AUGUST 24 V) 25/09/2029(SANSAR TRUST)	CRISIL AAA(SO)	1.18
PTC DHRUVA TRUST (SERIES A1) 24/03/2030 (MAT 24/10/2029)(DHRUVA TRUST)	ICRA AAA(SO)	0.80
PTC SANSAR TRUST (SERIES A1) 25/06/2030 (MAT 31/08/2027)(SANSAR TRUST)	CRISIL AAA(SO)	0.74
TATA PROJECTS LTD.	FITCH AA	0.35
Mahindra & Mahindra Financial Services Ltd.	CRISIL AAA	0.10
Corporate Debt/Financial Institutions - Total		71.22
Triparty Repo		0.55
Alternative Investment Fund		
CORPORATE DEBT MARKET DEVELOPMENT FUND - CLASS A2	Alternative Investment Fund	0.29
Alternative Investment Fund - Total		0.29
Infrastructure Investment Trusts		
INDUS INFRA TRUST	Transport Infrastructure	1.42
CAPITAL INFRA TRUST INVIT	Construction	1.14
Infrastructure Investment Trusts - Total		2.56
Net Current Assets/(Liabilities)		2.18
Grand Total		100.00

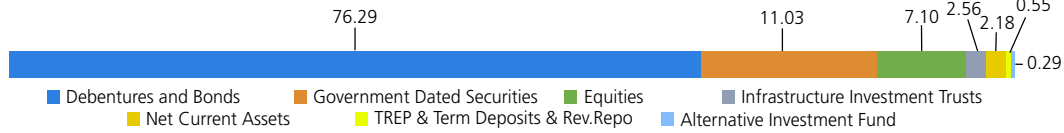
KOTAK MEDIUM TERM FUND

An open ended medium term debt scheme investing in instruments such that the Macaulay duration of the portfolio is between 3 years and 4 years. A relatively high interest rate risk and relatively high credit risk.

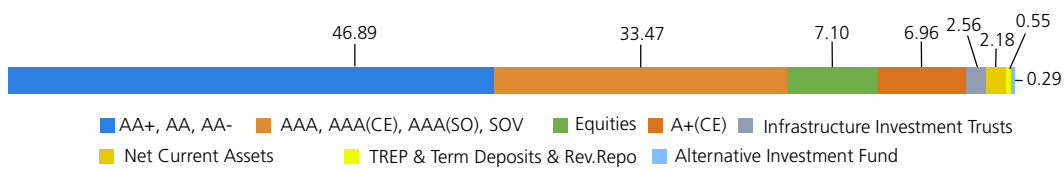
Securities Below Investment grade or Default

ISIN	Name of the Security	Value Recognised in NAV (Rs. In Lacs)	% to Net Assets	Total Security Value (Rs. In Lacs)
INE528G08394	09.00% Yes Bank Ltd. (Basel III Tier I) Perpetual Call-18/10/2022 (L)	0.00	0.00	4427.34
Total	-	0.00	0.00	4,427.34

ALLOCATION (%)



RATING PROFILE (%)



SYSTEMATIC INVESTMENT PLAN (SIP)

Systematic Investment Plan (SIP) if you had invested ₹10,000 every month

Monthly SIP of (₹) 10000	Since Inception	10 years	7 years	5 years	3 years	1 year
Total amount invested (₹)	14,40,000	12,00,000	8,40,000	6,00,000	3,60,000	1,20,000
Total Value as on Feb 27, 2026 (₹)	22,25,186	17,05,572	10,79,510	7,24,026	4,08,060	1,24,783
Scheme Returns (%)	6.99	6.85	7.07	7.47	8.35	7.59
CRISIL Medium Duration Debt A-III Index Returns (%)	7.22	6.97	6.63	6.67	7.26	5.54
Alpha*	-0.23	-0.12	0.44	0.80	1.09	2.05
CRISIL Medium Duration Debt A-III Index (₹)#	22,58,116	17,16,467	10,62,906	7,09,775	4,01,549	1,23,502
CRISIL 10 Year Gilt Index (₹)^	21,32,370	16,40,020	10,39,200	7,06,667	3,98,767	1,21,882
CRISIL 10 Year Gilt Index Returns (%)	6.32	6.09	6.00	6.50	6.79	2.96

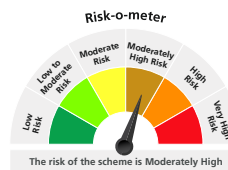
Product Label

This product is suitable for investors who are seeking*:

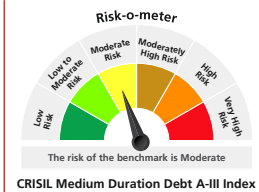
- Income over a medium term investment horizon
- Investment in debt, government securities & money market instruments with portfolio Macaulay duration between 3 years & 4 years

* Investors should consult their financial advisors if in doubt about whether the product is suitable for them.

Fund



Benchmark



For latest Riskometer, investors may refer to an addendum issued or updated on website at www.kotakmf.com

Scheme Inception : - March 21, 2014. The returns are calculated by XIRR approach assuming investment of ₹10,000/- on the 1st working day of every month. Since Inception returns are assumed to be starting from the inception date of the Scheme and calculated accordingly. XIRR helps in calculating return on investments given an initial and final value and a series of cash inflows and outflows and taking the time of investment into consideration. **The SIP performance details provided herein are of Regular Plan - Growth Option** Different plans have different expense structure. # Benchmark; ^ Additional Benchmark. Alpha is difference of scheme return with benchmark return. *All payouts during the period have been reinvested in the units of the scheme at the then prevailing NAV. Source: ICRA MFI Explorer. **Total Expense Ratio includes applicable GST.

Scheme Performances as on February 27, 2026 (unless otherwise specified)

Kotak Medium Term Fund

	Kotak Medium Term Fund	CRISIL Medium Duration Debt A-III Index #	ALPHA	CRISIL 10 Year Gilt##	Kotak Medium Term Fund	CRISIL Medium Duration Debt A-III Index #	CRISIL 10 Year Gilt##
Since Inception	7.56%	7.99%	-0.43%	7.11%	23,876	25,046	22,717
Last 1 Year	8.80%	7.45%	1.34%	5.57%	10,877	10,743	10,555
Last 3 Years	8.37%	7.53%	0.84%	8.00%	12,727	12,435	12,596
Last 5 Years	6.78%	6.17%	0.61%	5.53%	13,889	13,495	13,094

Scheme Inception date is 21/03/2014. Mr. Deepak Agrawal has been managing the fund since 22/06/2015 & Mr. Vihag Mishra has been managing the fund since 01/06/2025

Different plans have different expense structure. **The performance details provided herein are of Regular Plan - Growth Option**
Past performance may or may not be sustained in future. All payouts during the period have been reinvested in the units of the scheme at the then prevailing NAV. Returns >= 1 year: CAGR (Compounded Annualised Growth Rate). N.A stands for data not available. Note: Point to Point (PTP) Returns in INR shows the value of 10,000/- investment made at inception. Source: ICRA MFI Explorer. # Name of Scheme Benchmark. ## Name of Additional Benchmark. Alpha is difference of scheme return with benchmark return.

ABOUT OUR FUND MANAGERS - REGULAR PLAN



Name: Mr. Deepak Agrawal

Mr. Deepak Agrawal manages 12 funds & All FMPs of Kotak Mahindra Mutual Fund. Different plans shall have a different expense structure. **The performance details provided herein are of Regular Plan - Growth Option.**

Kotak Bond Short Term Fund (May. 02, '02), Kotak Dynamic Bond Fund (May. 26, '08), Kotak Money Market Fund (Jul. 14, '03), Kotak Liquid Fund (Nov. 04, '03), Kotak Banking and PSU Debt Fund (Dec. 29, '98), Kotak Savings Fund (Aug. 13, '04), Kotak Credit Risk Fund (May 11, '10), Kotak Medium Term Fund (Mar. 21, '14), Kotak Low Duration Fund (Mar. 06, '08), Kotak Corporate Bond Fund (Sep. 21, '07), Kotak Overnight Fund (Jan. 15, 19), Kotak Floating Rate Fund (May. 14, 19) & All Kotak Fixed Maturity Plans.

Business Experience

Mr. Deepak's career has started from Kotak AMC when he joined the organization in December 2002 where he was initially in Research, Dealing and then moved into Fund Management from November 2006. Mr. Deepak is a Post Graduate in Commerce, Chartered Account and Company Secretary. Mr. Deepak has also cleared AIMR CFA Level I.

Scheme Names	Benchmark	1 YEAR		3 YEARS		5 YEARS		
		Scheme Returns(%)^	Benchmark Returns (%)^*	Scheme Returns(%)^	Benchmark Returns (%)^*	Scheme Returns(%)^	Benchmark Returns (%)^*	
Top 3	Kotak Credit Risk Fund	CRISIL Credit Risk Debt B-II Index	8.98	8.77	7.89	8.43	5.99	7.44
	Kotak Medium Term Fund	CRISIL Medium Duration Debt A-III Index	8.80	7.45	8.37	7.53	6.78	6.17
	Kotak FMP Series 304 - (3119D)	NIFTY Long Duration Debt Index	8.04	2.81	9.08	6.74	NA	NA
Bottom 3	Kotak Liquid Fund	NIFTY Liquid Index A-I	6.29	6.31	6.88	6.98	5.83	5.95
	Kotak Dynamic Bond Fund	NIFTY Composite Debt Index A-III	6.13	6.63	7.51	7.66	5.99	6.20
	Kotak Overnight Fund	NIFTY 1D Rate Index	5.51	5.57	6.25	6.36	5.39	5.53

Kotak Credit Risk Fund - Growth, *Name of the Benchmark - CRISIL Credit Risk Debt B-II Index, Scheme Inception date is 11/05/2010. Mr. Deepak Agrawal has been managing the fund since 12/04/2010 & Mr. Vihag Mishra has been managing the fund since 24/10/2025

Kotak Medium Term Fund - Growth, *Name of the Benchmark - CRISIL Medium Duration Debt A-III Index, Scheme Inception date is 21/03/2014. Mr. Deepak Agrawal has been managing the fund since 22/06/2015 & Mr. Vihag Mishra has been managing the fund since 01/06/2025

Kotak FMP Series 304 - (3119D) - Growth *Name of the Benchmark - NIFTY Long Duration Debt Index, Scheme Inception date is 30/12/2022. Mr. Deepak Agrawal & Mr. Manu Sharma have been managing the fund since 30/12/2022.

Kotak Liquid Fund - Growth, *Name of the Benchmark - NIFTY Liquid Index A-I, Scheme Inception date is 04/11/2003. Mr. Deepak Agrawal has been managing the fund since 01/05/2007 & Mr. Sunil Pandey has been managing the fund since 01/06/2025

Kotak Dynamic Bond Fund - Growth, *Name of the Benchmark - NIFTY Composite Debt Index A-III, Scheme Inception date is 26/05/2008. Mr. Deepak Agrawal has been managing the fund since 25/11/2012 & Mr. Abhishek Bisen has been managing the fund since 01/11/2022

Kotak Overnight Fund - Growth, *Name of the Benchmark - NIFTY 1D Rate Index, Scheme Inception date is 15/01/2019. Mr. Deepak Agrawal has been managing the fund since 15/01/2019 & Mr. Sunil Pandey has been managing the fund since 01/06/2025

Returns for Kotak Overnight Fund & Kotak Liquid Fund as of 28th February 2026



Name: Mr. Vihag Mishra

Mr. Vihag Mishra manages 2 fund of Kotak Mahindra Mutual Fund. Different plans shall have a different expense structure. **The performance details provided herein are of Regular Plan - Growth Option.**

Kotak Medium Term Fund (Mar. 21, '14) & Kotak Credit Risk Fund (May. 11, '10)

Business Experience

Mr. Vihag Mishra has total work experience of 14 years in credit research and data analytics. He has been associated with Kotak Mahindra Asset Management Company Limited for the last 8 years where he is responsible for managing credit investment portfolio across funds. Prior to joining Kotak AMC, he was working as a senior credit analyst at French Bank, BNP Paribas where he structured credit deals for key clients of the bank.

Scheme Names	Benchmark	1 YEAR		3 YEARS		5 YEARS	
		Scheme Returns(%)^	Benchmark Returns (%)^*	Scheme Returns(%)^	Benchmark Returns (%)^*	Scheme Returns(%)^	Benchmark Returns (%)^*
Kotak Credit Risk Fund - Growth	CRISIL Credit Risk Debt B-II Index	8.98	8.77	7.89	8.43	5.99	7.44
Kotak Medium Term Fund - Growth	CRISIL Medium Duration Debt A-III Index	8.80	7.45	8.37	7.53	6.78	6.17

Kotak Credit Risk Fund - Growth, *Name of the Benchmark - CRISIL Credit Risk Debt B-II Index, Scheme Inception date is 11/05/2010. Mr. Deepak Agrawal has been managing the fund since 12/04/2010 & Mr. Vihag Mishra has been managing the fund since 24/10/2025

Kotak Medium Term Fund - Growth, *Name of the Benchmark - CRISIL Medium Duration Debt A-III Index, Scheme Inception date is 21/03/2014. Mr. Deepak Agrawal has been managing the fund since 22/06/2015 & Mr. Vihag Mishra has been managing the fund since 01/06/2025

Scheme Performances as on February 27, 2026 (unless otherwise specified)

Kotak Medium Term Fund

	Kotak Medium Term Fund	CRISIL Medium Duration Debt A-III Index #	ALPHA	CRISIL 10 Year Gilt##	Kotak Medium Term Fund	CRISIL Medium Duration Debt A-III Index #	CRISIL 10 Year Gilt##
Since Inception	8.57%	7.99%	0.58%	7.11%	26,708	25,046	22,717
Last 1 Year	9.85%	7.45%	2.39%	5.57%	10,982	10,743	10,555
Last 3 Years	9.43%	7.53%	1.90%	8.00%	13,105	12,435	12,596
Last 5 Years	7.85%	6.17%	1.67%	5.53%	14,594	13,495	13,094

Scheme Inception date is 21/03/2014. Mr. Deepak Agrawal has been managing the fund since 22/06/2015 & Mr. Vihag Mishra has been managing the fund since 01/06/2025

Different plans have different expense structure. **The performance details provided herein are of Direct Plan - Growth Option**

Past performance may or may not be sustained in future. All payouts during the period have been reinvested in the units of the scheme at the then prevailing NAV. Returns >= 1 year: CAGR (Compounded Annualised Growth Rate). N.A stands for data not available. Note: Point to Point (PTP) Returns in INR shows the value of 10,000/- investment made at inception. Source: ICRA MFI Explorer. # Name of Scheme Benchmark. ## Name of Additional Benchmark. Alpha is difference of scheme return with benchmark return.

ABOUT OUR FUND MANAGERS - DIRECT PLAN



Name: Mr. Deepak Agrawal

Mr. Deepak Agrawal manages 12 funds & All FMPs of Kotak Mahindra Mutual Fund. Different plans shall have a different expense structure. **The performance details provided herein are of Direct Plan - Growth Option.**

Kotak Bond Short Term Fund (May. 02, '02), Kotak Dynamic Bond Fund (May. 26, '08), Kotak Money Market Fund (Jul. 14, '03), Kotak Liquid Fund (Nov. 04, '03), Kotak Banking and PSU Debt Fund (Dec. 29, '98), Kotak Savings Fund (Aug. 13, '04), Kotak Credit Risk Fund (May 11, '10), Kotak Medium Term Fund (Mar. 21, '14), Kotak Low Duration Fund (Mar. 06, '08), Kotak Corporate Bond Fund (Sep. 21, '07), Kotak Overnight Fund (Jan. 15, 19), Kotak Floating Rate Fund (May. 14, 19) & All Kotak Fixed Maturity Plans.

Business Experience

Mr. Deepak's career has started from Kotak AMC when he joined the organization in December 2002 where he was initially in Research, Dealing and then moved into Fund Management from November 2006. Mr. Deepak is a Post Graduate in Commerce, Chartered Account and Company Secretary. Mr. Deepak has also cleared AIMR CFA Level I.

	Scheme Names	Benchmark	1 YEAR		3 YEARS		5 YEARS	
			Scheme Returns(%)^	Benchmark Returns (%)^*	Scheme Returns(%)^	Benchmark Returns (%)^*	Scheme Returns(%)^	Benchmark Returns (%)^*
Top 3	Kotak Credit Risk Fund	CRISIL Credit Risk Debt B-II Index	9.98	8.77	8.90	8.43	7.01	7.44
	Kotak Medium Term Fund	CRISIL Medium Duration Debt A-III Index	9.85	7.45	9.43	7.53	7.85	6.17
	Kotak Floating Rate Fund	NIFTY Short Duration Debt Index A-II	8.43	6.89	8.35	7.34	7.11	6.03
Bottom 3	Kotak FMP Series 305 - (1200D)	NIFTY Medium Duration Debt Index	6.58	7.03	7.44	7.53	NA	NA
	Kotak Liquid Fund	NIFTY Liquid Index A-I	6.41	6.31	7.01	6.98	5.95	5.95
	Kotak Overnight Fund	NIFTY 1D Rate Index	5.60	5.57	6.35	6.36	5.49	5.53

Kotak Credit Risk Fund - Growth, *Name of the Benchmark - CRISIL Credit Risk Debt B-II Index, Scheme Inception date is 11/05/2010. Scheme Inception date for Direct Plan Growth Option is 01/01/2013. Mr. Deepak Agrawal has been managing the fund since 12/04/2010 & Mr. Vihag Mishra has been managing the fund since 24/10/2025.

Kotak Medium Term Fund - Growth, *Name of the Benchmark - CRISIL Medium Duration Debt A-III Index, Scheme Inception date is 21/03/2014. Mr. Deepak Agrawal has been managing the fund since 22/06/2015 & Mr. Vihag Mishra has been managing the fund since 01/06/2025.

Kotak Floating Rate Fund - Growth, *Name of the Benchmark - NIFTY Short Duration Debt Index A-II, Scheme Inception date is 14/05/2019. Mr. Deepak Agrawal has been managing the fund since 14/05/2019 & Mr. Manu Sharma has been managing the fund since 01/11/2022.

Kotak FMP Series 305 - (1200D) - Growth, *Name of the Benchmark - NIFTY Medium Duration Debt Index, Scheme Inception date is 19/01/2023. Mr. Deepak Agrawal & Mr. Manu Sharma have been managing the fund since 19/01/2023.

Kotak Liquid Fund - Growth, *Name of the Benchmark - NIFTY Liquid Index A-I #, Scheme Inception date is 04/11/2003. Mr. Deepak Agrawal has been managing the fund since 01/05/2007 & Mr. Sunil Pandey has been managing the fund since 01/06/2025.

Kotak Overnight Fund - Growth, *Name of the Benchmark - NIFTY 1D Rate Index, Scheme Inception date is 15/01/2019. Mr. Deepak Agrawal has been managing the fund since 15/01/2019 & Mr. Sunil Pandey has been managing the fund since 01/06/2025.

Returns for Kotak Overnight & Liquid Fund as of 28th February 2026



Name: Mr. Vihag Mishra

Mr. Vihag Mishra manages 2 fund of Kotak Mahindra Mutual Fund. Different plans shall have a different expense structure. **The performance details provided herein are of Direct Plan - Growth Option.**

Kotak Medium Term Fund (Mar. 21, '14) & Kotak Credit Risk Fund (May. 11, '10).

Business Experience

Mr. Vihag Mishra has total work experience of 14 years in credit research and data analytics. He has been associated with Kotak Mahindra Asset Management Company Limited for the last 8 years where he is responsible for managing credit investment portfolio across funds. Prior to joining Kotak AMC, he was working as a senior credit analyst at French Bank, BNP Paribas where he structured credit deals for key clients of the bank.

Scheme Names	Benchmark	1 YEAR		3 YEARS		5 YEARS	
		Scheme Returns(%)^	Benchmark Returns (%)^*	Scheme Returns(%)^	Benchmark Returns (%)^*	Scheme Returns(%)^	Benchmark Returns (%)^*
Kotak Credit Risk Fund	CRISIL Credit Risk Debt B-II Index	9.98	8.77	8.90	8.43	7.01	7.44
Kotak Medium Term Fund - Growth	CRISIL Medium Duration Debt A-III Index	9.85	7.45	9.43	7.53	7.85	6.17

Kotak Credit Risk Fund - Growth, *Name of the Benchmark - CRISIL Credit Risk Debt B-II Index, Scheme Inception date is 11/05/2010. Scheme Inception date for Direct Plan Growth Option is 01/01/2013. Mr. Deepak Agrawal has been managing the fund since 12/04/2010 & Mr. Vihag Mishra has been managing the fund since 24/10/2025.

Kotak Medium Term Fund - Growth, *Name of the Benchmark - CRISIL Medium Duration Debt A-III Index, Scheme Inception date is 21/03/2014. Mr. Deepak Agrawal has been managing the fund since 22/06/2015 & Mr. Vihag Mishra has been managing the fund since 01/06/2025.

RISK FACTORS

Mutual Fund investments are subject to market risks, read all scheme related documents carefully.

*The rating indicates highest degree of safety regarding timely receipt of payments from the investments that the Scheme has made. The ratings should, however, not be construed as an indication of expected returns, prospective performance of the Mutual Fund Scheme, NAV or of volatility in its returns.

Disclaimer on market outlooks:

The outlook provided is only a subjective understanding of an uncertain market phenomena, which may or may not occur, and may also not have any effect on the performance of the scheme, clement or otherwise. This outlook should not be construed as a reason for investment into the scheme based on prospect of future performance, which may not accrue as anticipated by the statement.

Disclaimer on Scheme Performance(s):

Past Performance may or may not be sustained in future.

Disclaimer of NSE Indices Limited:

The Products offered by "Kotak Mahindra Mutual Fund/Kotak Mahindra Asset Management Company Ltd" or its affiliates is not sponsored, endorsed, sold or promoted by NSE Indices Limited (NSE Indices) and its affiliates. NSE Indices and its affiliates do not make any representation or warranty, express or implied (including warranties of merchantability or fitness for particular purpose or use) to the owners of these Products or any member of the public regarding the advisability of investing in securities generally or in the Products linked to their underlying indices to track general stock market performance in India.

Disclaimer by Asia Index Private Limited:

The BSE Sensex TRI and BSE Housing TRI, is a product of Asia Index Private Limited ("AIPL"), a wholly owned Subsidiary of BSE Limited ("BSE"), has been licensed for use by Kotak Mahindra Asset Management Company Limited. BSE® and SENSEX® are registered trademarks of BSE. These trademarks have been licensed to AIPL and sublicensed for certain purposes by Kotak Mahindra Asset Management Company Limited. Kotak BSE Sensex ETF and Kotak BSE Housing Index Fund is not sponsored, endorsed, sold or promoted by AIPL or BSE or their respective affiliates and none of such parties make any representation regarding the advisability of investing in such product(s) nor do they have any liability for any errors, omissions, or interruptions of the SENSEX."

Disclaimer by the National Stock Exchange of India Limited:

It is to be distinctly understood that the permission given by National Stock Exchange of India Limited (NSE) should not in any way be deemed or construed that the Scheme Information Document has been cleared or approved by NSE nor does it certify the correctness or completeness of any of the contents of the Scheme Information Document.

Disclaimer by the BSE Limited:

It is to be distinctly understood that the permission given by BSE Limited should not in any way be deemed or construed that the SID has been cleared or approved by BSE Limited nor does it certify the correctness or completeness of any of the contents of the SID.

For details contact us at:

KOTAK MAHINDRA ASSET MANAGEMENT COMPANY LIMITED: 6th Floor, Kotak Infiniti, Building No. 21, Infinity Park, Off Western Express Highway, Gen. A. K. Vaidya Marg, Malad (East), Mumbai – 400 097. Tel.: 91-8048893330 / 91-18003091490 Fax: 91-22-6708 2213. E-mail: mutual@kotak.com
Website: www.kotakmf.com

Corporate Office of Asset Management Company: 2nd Floor, 12-BKC, Plot No C-12, G Block, BKC, Bandra (East), Mumbai - 400 051.

CAMS Service Center: LG3, SCO 12, Sector 16, Behind Canara Bank, Faridabad - 121 002. Email Id - camsfdb@camsonline.com